









Kingsway to the Sea Public Engagement Survey

10 June 2022









Who is responding

1. Are you responding on behalf of a young person aged under 18?				
Answer Choices			Response Percent	Response Total
1	Yes		19.96%	549
2	No		80.04%	2202
			answered	2751
			skipped	11

Responding on behalf of a young person

2. If you're answering on behalf of a young person(s), what age are they? Please tick all that apply.				
Answer Choices			Response Percent	Response Total
1	Under 5		7.43%	39
2	5 to 8		19.62%	103
3	9 to 12		26.86%	141
4	13 to 16		44.95%	236
5	17 to 18		11.43%	60
6	Prefer not to say		3.43%	18
			answered	525
			skipped	2237







About you







3. Please let us know what age range you belong to.				
Answer Choices			Response Percent	Response Total
1	Under 18		2.91%	64
2	18 to 24		14.32%	315
3	25 to 34		20.68%	455
4	35 to 44		22.64%	498
5	45 to 54		23.36%	514
6	55 to 64		9.32%	205
7	65+		5.45%	120
8	Prefer not to say		1.32%	29
			answered	2200
			skipped	562

Kingsway to the Sea Public Engagement Survey

10 June 2022

Proposals

4. To what extent do you agree or disagree that the proposed park would provide an accessible and improved green space that provides for the needs of residents and visitors?				
Answer Choices			Response Percent	Response Total
1	Strongly agree		71.47%	1964
2	Tend to agree		14.67%	403
3	Neither agree nor disagree		3.64%	100
4	Tend to disagree		3.35%	92
5	Strongly disagree		5.42%	149
6	Don't know / not sure		1.46%	40
			answered	2748
			skipped	14

5. To what extent do you agree or disagree that the proposed outdoor sports facilities deliver a good range of sporting activities for residents and visitors?				
Answer Choices			Response Percent	Response Total
1	Strongly agree		72.25%	1984
2	Tend to agree		13.98%	384
3	Neither agree nor disagree		3.46%	95
4	Tend to disagree		4.33%	119
5	Strongly disagree		5.06%	139
6	Don't know / not sure		0.91%	25
			answered	2746
			skipped	16

Kingsway to the Sea Public Engagement Survey

10 June 2022

Facilities

6. Which facilities do you like most within the scheme Please tick all that apply.				
Answer Choices			Response Percent	Response Total
1	Skate Park,		69.76%	1917
2	Pump Track		55.49%	1525
3	Roller Blading area		42.14%	1158
4	Tennis		29.29%	805
5	Padel tennis		21.80%	599
6	Sand sports area		30.93%	850
7	Croquet Lawn		12.88%	354
8	Bowls Lawns		14.08%	387
9	Sports Hub building including Bowls Clubhouse		14.52%	399
10	Green spaces		52.29%	1437
11	None of the above		1.64%	45
			answered	2748
			skipped	14





West Hove Seafront

7. To what extent do you agree or disagree the Kingsway to the Sea project will improve the West Hove Seafront?				
Answer Choices			Response Percent	Response Total
1	Strongly agree		78.77%	2163
2	Tend to agree		10.45%	287
3	Neither agree nor disagree		3.35%	92
4	Tend to disagree		2.48%	68
5	Strongly disagree		3.93%	108
6	Don't know / not sure		1.02%	28
			answered	2746
			skipped	16

Kingsway to the Sea Public Engagement Survey

10 June 2022

Hove Lagoon Play Area

8. Please indicate your preference:				
Answer Choices			Response Percent	Response Total
1	Playground and an integrated wet play area - With water features that would be available in the summer months e.g May – Sept		24.85%	677
2	Playground and separate paddling pool - Separate dry and wet facilities which is similar to the existing facilities		23.79%	648
3	Don't mind which option		38.84%	1058
4	Don't know / not sure		12.52%	341
			answered	2724
			skipped	38

The free format comments also captured on the survey are being analysed